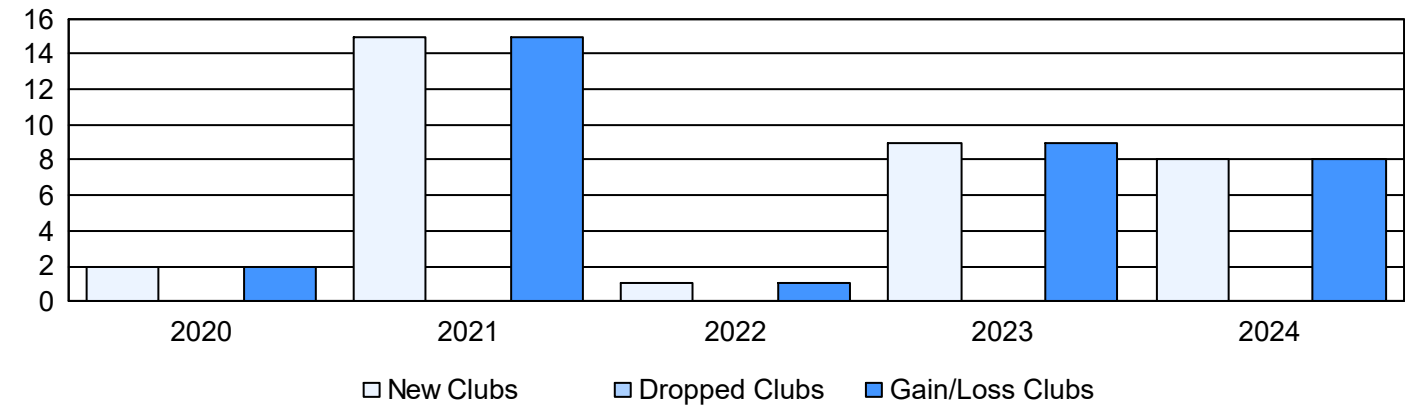
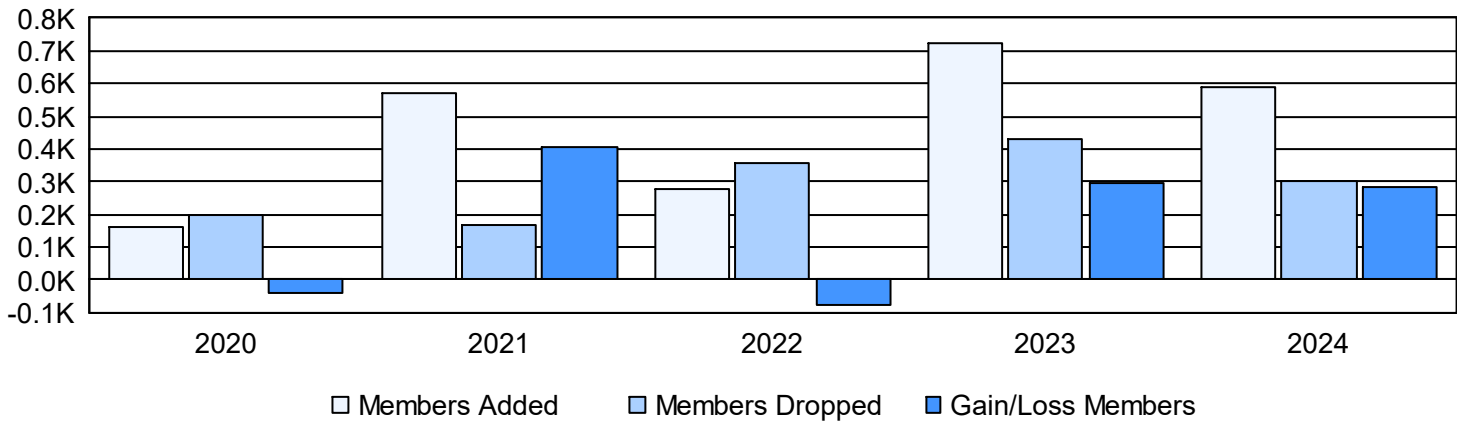


Year	New Clubs	Dropped Clubs	Gain/ Loss Clubs	New Members	Charter Members	Reinstate Members	Transfer Members	Total Member Added	Total Members Dropped	Gain/ Loss Members
2019-2020	2	0	2	107	42	9	5	163	200	-37
2020-2021	15	0	15	197	343	20	11	571	168	403
2021-2022	1	0	1	230	27	11	11	279	354	-75
2022-2023	9	0	9	332	322	68	3	725	432	293
2023-2024	8	0	8	293	216	50	28	587	301	286
Average	7	0	7	232	190	32	12	465	291	174

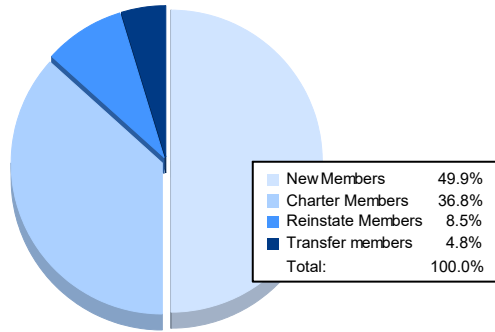
Clubs



Members



Membership Composition June 2024 Cumulative



Gender Composition June 2024 Cumulative

